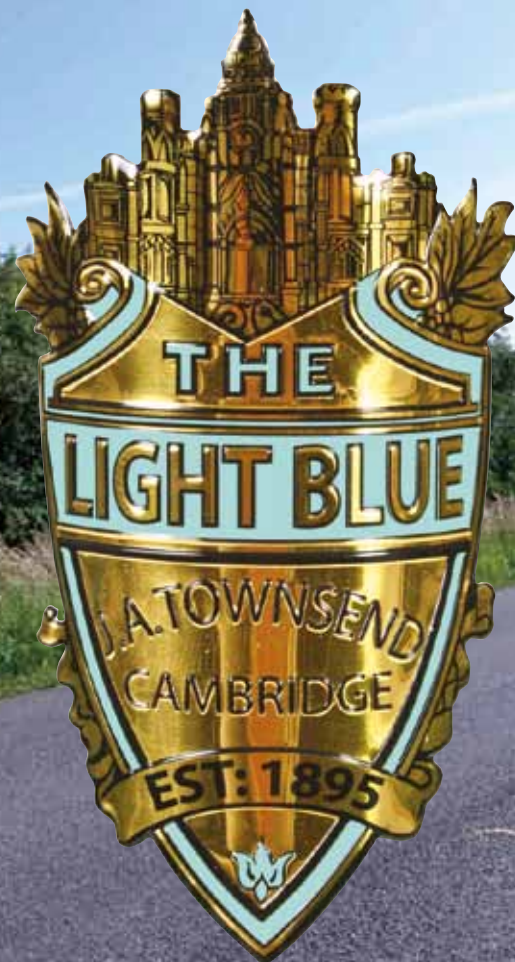


THE LIGHT BLUE SPORT CYCLES





THE LIGHT BLUE

The JA Townsend 'Original' Light Blue

After opening his bicycle shop in 1949, John Albert Townsend produced his own 'Special' track bike to celebrate the new century in sport.

The frame was made of steel and painted in blue, white and black. The head tubing, handlebars, stem, seat, saddle, seat post, chainring and pedals were all hand-made. The front fork was made from steel pipe and was designed to meet the requirements of the Daily Telegraph.

The Townsend 'Original' Light Blue is a rare and collectible.

thelightblue.co.uk



THE LIGHT BLUE

THE LIGHT BLUE



INTRODUCTION

About Light Blue Sport bikes.

We are pleased to offer a comprehensive range of high quality, steel, production bicycles.

Drawing on our extensive experience and heritage we have developed a range of Retro and Modern sports bikes, designed, tested and assembled here in Cambridge in the UK.

Our models cater for most types of road cycling that you may wish to undertake. Whether it's fast road riding or adventure biking, we probably have just the bike for you.

If you are looking for a bike that will stand the test of time, looks great and ride like a dream, then read on.

The Light Blue – The Devil's in the detail...

HISTORY

The Light Blue bicycles began life way back in 1895, when John Albert Townsend produced hand built bicycles for the wealthy members of Cambridge University.

These custom made machines were produced in a converted dairy in Norfolk Street in the city at a rate of around six bicycles per week.

The Light Blue brand name was inspired by the World famous university's sporting 'colours'.

To celebrate the new centenary in 1900 and to promote his shop and bicycles, John made his own track bike, painted Red, White and Blue featuring a custom-made 100 tooth chainwheel.

John rode this bike until his death in 1942 and it remains with the family to this day.

By the time of The Great War production of The Light Blue bicycles ceased, as men were called away. Following this, larger manufacturers began to produce more affordable models on a greater scale and The Light Blue bicycle was seemingly consigned to the history books.

However, the family have remained deeply involved in the cycle trade to this day and John's great grandson Lloyd Townsend formed a company called Ison Distribution.

In 2006 lightweight, quality city bikes for the Cambridge market and beyond were designed and manufactured bearing the Light Blue name.

In 2009 Lloyd happened to meet Keith Noronha (Managing Director of Reynolds Technology) in an airport departure lounge and began discussing the options of working together, with a view to producing a range of high end steel bikes. The following year saw the introduction of the Light Blue Trinity track (fixie) frame, made from Reynolds' iconic 531 double butted tubing. After that came the Kings, a 70's style road bike, featuring the ultra-modern Reynolds 853 tubing and fully specified with new 'retro' components.



Over 120 years after The Light Blue bicycles were first made, we have seen a significant expansion of The Light Blue Sports range, with four new models joining the line-up, including the 'retro' St John's, a club/light touring bike and three 'modern' Reynolds tubed models, Wolfson, Robinson and Darwin.

The Light Blue sports range now offers a great line-up of beautiful, steel, road bicycles to suit every kind of riding and satisfy the requirements any discerning cyclist.

J. A. TOWNSEND

LIGHT BLUE CYCLES

DEPOT FOR
NON-PUNCTURABLE

BEST THE WORLD RECORDS

MANUFACTURED IN

TYRES



LLOYD TOWNSEND

“Being a 4th generation Townsend involved in a family bicycle business in the cycling city of Cambridge, bicycles are literally in my blood and it’s hardly surprising that I would find myself immersed in the bicycle industry.

“I was first aware of the fascination and fun of riding bicycles at a very young age, when my Grandmother (Midge Townsend) tricked me into believing she had hold of the seat on my pavement bike... having removed the stabilisers, she sent me off riding alone on two wheels along the village cul-de-sac road I was born and brought up in.

“Back in the days before BMX and Mountain bikes, several mates and I would to go down the local woods and try to get airborne on whatever bikes we had. I didn’t do the landing part very well on my drop bar bike and decided that this was too painful to be long term fun. So I concluded that my ‘racer’ was a really best used as a great way to get around and it became my main form of transport for me as a youngster.

One thing I perhaps regret is that I never got into racing, as I will never know if I’d have been any good. That said...I still hold a huge passion for sports bicycles.

“I started working as a Saturday lad in in our combined Raleigh bicycle and toy shop. I became well acquainted with the workshop and my dad would show me the tricks of the trade. In 1983, after finishing my further education at Cambridge Technical College, I decided I wanted to work full time within the family business.

Soon after joining, I asked my dad what the odd bike was that I’d seen in a murky corner of the warehouse. He told me it was great granddad’s bike, a ‘Light Blue’ bicycle made in 1900 to celebrate the turn of century. We both became somewhat inspired and together decided to renovate it.

Dad found a local company in Cambridge that managed to carry out the Nickel plating and even pulled a favour at the Raleigh factory to apply the hand painted gold coach lining. I knew then, over 30 years ago, that one day in the future I wanted to revive The Light Blue brand itself.

“The family business has evolved and over the last 20 years we have developed a new division, Ison Distribution. This new division has allowed us to form several new connections within the modern bicycle industry and with help from suppliers and partners it has been possible for us to revive The Light Blue.

“The Light Blue sports range of bicycles has received particular attention from myself in their design and development. They are not intended as race winning bikes, however, I believe they are very capable of winning hearts and minds. Having been privileged enough to ride a Light Blue Kings from London to Paris with the Hot Chilli event, I can say without any doubt that modern engineering can still blend with retro styling.

Some might ask if we will ever go racing with The Light Blue brand? Well, the only answer I can give is never say never!

“The Light Blue, after 120 years, still alive and very much kicking!”



Photo: © www.joolzedymond.com

STEVE CLARKE

An old school bike racer, Steve joined the company in 2014 to help Lloyd make his vision of a range of Light Blue bikes a reality.

With more years riding and racing 'push bikes' than he cares to remember, our Brand Manager lives and breathes bicycles and cycling. When he's not at work he's organising, officiating and even racing and riding himself, all Steve's family are cyclists and he's heavily involved in the club and race scene.

So when he first came to see Lloyd, he instantly understood where the brand was coming from and could see there was still a very definite potential for steel bicycles.

"I was impressed with The Light Blue bikes and despite the frames being built overseas, they were every bit as attractive as a hand built frame from an artisan British frame builder. The design, quality of build and finish was first class.

"Cycling and bikes are big in the UK now and there is a significant interest in retro steel bikes, with events like L'Eroica. Many new cyclists, as well as the old ones were starting realise that bikes made from steel, were in fact every bit as good carbon or aluminium and very desirable."

Steve joined the Light Blue and at the end of the first week he packed a van and took The Light Blue Kings and Trinity to the inaugural L'Eroica Britannia in Derbyshire.

"I was blown away by the interest in our bikes and my intuition was confirmed. The event was a massive success with thousands of visitors all interested in retro steel bikes and all potential Light Blue customers. As well as exhibiting the bikes, Steve also rode the

event, around the Derbyshire dales, "Not only did the bikes look good, they rode well too. We only did the short ride and we took our time, but the Kings that I rode was really comfortable and handled well, just as you would expect. It climbed well too, in fact it was spot on and I couldn't fault it."

Although our Brand Manager has been around since before the modern frame materials mentioned above, that's not to say he's steeped in the past and he's been working on the modern steel bikes too, "Also using Reynolds tubesets, we've developed three very interesting contemporary bikes, that will cover most road bike requirements you can think of.

"We've got some great designs and builds, from fast road/sportive to bike trekking and long distance continental touring, we've got a bike for almost any occasion.

"Again, I've ridden them a fair bit and although Lloyd says they're not designed for racing I've done some road racing on the Wolfson. Also, I've fitted it with mudguards and ridden across Flanders (and the associated cobbles) and up taken it up mountains on a Spanish training camp. None of which phased the Wolfson and it performed superbly."

So, Steve, along with Lloyd has steadily been finalising the details and fine tuning the designs and features of the whole range, to provide an impressive family of retro and modern steel tubed bicycles.



TECHNICAL FEATURES

Our Retro frames are of a classic design and manufactured from Reynolds steel tubing using traditional lugged/brazed construction.

With a 1" threaded headset and trusted creak-free BSA type threaded bottom brackets, all these frames offer classic style and reliability.

Our Modern frames are also made with Reynolds steel tubing, but are tig welded to save the lug's weight. (Notably - the 853 Wolfson frame is one of the lightest steel frames available.)

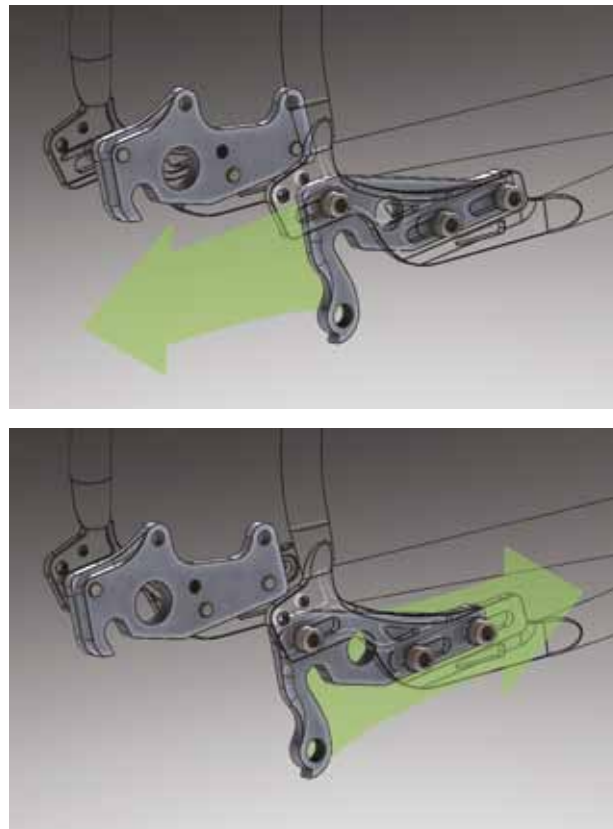
They all feature Bi-Oval downtubes to reduce lateral bottom bracket flex and oval top tubes to deliver optimised lightweight strength. The sloping geometry top tubes allows for more flexible seat post extensions and improved ride comfort.

All of our modern frames have a corrosion resistant ED coated base finish.

The Wolfson has variable size sports geometry, clearance wider tyres and hidden mudguard mounting points.

On the Robinson we still run with fast handling variable sports geometry and ample clearance. Special features for this model are switchable alloy dropouts, allowing for geared and single speed builds, plus 130 or 135mm rear hub spacing (or even 142 thru-axle hubs if required).

The Darwin features our own design CNC machined ADS-3 dropout system which allows for derailleur, hub gear and single speed drive trains. This incorporates the disk brake which remain neatly out of the way of racks and luggage. Notably, the Darwin has been tested for use with the Gates carbon belt drive and features 'split' right hand seat stay to facilitate this option.



ADS-3 dropout system.

REYNOLDS TUBING

Why have we selected to use Reynolds tubing? “Heritage & quality” –is the answer.

Birmingham-based Reynolds Technology Ltd (RTL) has a long history in the tube making industry. World renowned in the bicycle industry, with no fewer than 27 Tour de France champions crossing the finish line atop bicycles built with Reynolds tubing. Why would we want to use anyone else's tubing?

Our flagship road frames, the Kings and Wolfson are made from Reynolds 853, so what's in a number? The benefits of air-hardening steels are particularly noticeable in the weld area where, unlike conventional steel alloys, strength can actually increase after cooling in air immediately after welding. 853 is heat treated to give high strength and damage resistance, and the steel properties allow thin walls to be used, so that lower weight but fatigue-resistant structures can be made.






KINGS

The Kings is the perfect frameset for your 'Sunday morning' steed.

A classic lightweight, compliant narrow diameter Reynolds 853 steel tubing in a classic brazed lugged frame. Fast handling, slightly relaxed race bred geometry makes this frame a joy to guide down the fastest urban street or country road. The complete combination with hand finished gold lug lining makes this sleek, stylish, retro frameset a true work of modern bike art.

Features:

- Lightweight, modern hi-tech Reynolds 853 double butted main tubes.
- Lightweight and compliant, triple butted curved forks.
- Classic style brazed lugs with hand painted gold-line highlights.
- Hi-polished 1/2 chrome rear stays and fork blades.
- Modern 130mm spaced vertical cowed dropouts.
- Classic 1" ITA headset and quill stem.
- Standard 68mm BSA type threaded bottom bracket.
- Versatile downtube shifter/cable-stop bosses.
- Generous 700x28C tyre clearance.
- Classic integral seat post clamp.
- Polished quill stem and 27.2 seat post included.
- Colours: Deep Red/Chrome or Deep Blue/Chrome.



Groupset options:

- Kings Retro.
- Kings 105 5800 22 Sti.
- Kings Athena 22 spd.





Bicycle shown with optional extras: Dia Compe mudguards, leather saddle bag, front rack+bag and Genetic stainless bottle cage.

ST JOHNS

Retro modern sports bike.

For Sunday morning rides, sportives, commuting, light touring/Audax, this bike can do it all.

Retro style lugged sports frame made with modern Reynolds 725 tubing and designed to fit legendary Dia Compe GC610 centre pull brake calipers. With variable size sports geometry and ample clearance for up to 700x32C tyres (or 28C with mudguards), the St Johns is the club cyclist's, new, best old friend.

Features:

- Brazed lugged construction provides timeless elegance along with robust performance
- Traditional geometry and a 1" headset with an adjustable quill stem deliver the classic style and functionality that is often missing on modern bikes.
- Robust, forged, stainless steel, semi-horizontal dropouts are simple to use and durable.
- Comfortable triple butted 1" Cr-Mo curved blade forks with stylish sloping fork crown with eyes and ample clearance for mudguards.
- Reliable, tried and trusted, creak free BSA threaded bottom bracket.
- Brazed on down tube lever bosses/stops allow downtube shifters or modern STI type gear controls.
- Rear brake hanger and top tube cable routing for centre pull brakes.
- High polished chrome plating, elegant paint and graphics, with hand lined lugs.
- Mudguard and carrier eyelets makes fitting of extras, simple and secure.
- Colours: Deep Green/Chrome.

Groupset options:

- St Johns Retro.
- St Johns 105 5800 22 Sti.
- St Johns Athena.





TRINITY

A classically beautiful, retro track style frame for the cycling enthusiast who wants something special.

Narrow diameter Reynolds 531 steel tubing and brazed lugs, with a classic 1" threaded headset and quill stem, this frame is a modern work of retro art.

Hand assembled into a classic styled track machine or single speed/fixie, the Trinity gives a smooth comfortable ride.

Features:

- Lightweight, Reynolds 531 double butted main tubes.
- Compliant, triple butted curved forks (730g).
- Classic style, brazed/lugged construction.
- 68mm BSA threaded bottom bracket.
- Colours: High polished full chrome plate or Blue/Chrome paint finish, with graphics and hand lined lugs.



*

Build options:

- Trinity Pista Retro.
- Trinity Pista Perfect.

* Optional 2Spd Sturmey Archer Kickshift .





WOLFSON

A clean style, lightweight, responsive, tig welded, Reynolds 853 set-up for the modern road and sportive rider.

With fast handling, variable size, sports geometry and ample clearance for wider tyres and hidden mudguard mounting points, the Wolfson 853 is the weapon of choice for the modern man of steel.

Features:

- Custom Bi-Oval down tube reduces lateral flex in the bottom bracket therefore allowing better power transmission.
- Sloping top tube design allows for more seat post and thus more comfort.
- Lightweight, curved Carbon forks.
- Reliable 1 1/8" threadless headset and creak free 68mm BSA threaded bottom bracket.
- Corrosion resistant black ED coated base finish.
- Clearance for mudguards. Hidden mounting points in the seat stays and fork blades to give clean "race-day look".
- Colours: Cambridge Blue or Flat Black.
- Corrosion resistant black ED coated base coat.

Groupset options:

- Wolfson Shimano Ultegra 6800.
- Wolfson Shimano 105 5800.
- Wolfson SRAM Rival 22.



Bike shown fitted with optional mudguards and bottle. Not included with standard builds.





ROBINSON

A modern, lightweight, tig welded Reynolds 725 tubed, sports bike.

Disc brake compatible, variable size, sports geometry and ample clearance for up to 32C tyres (or 28C with narrow mudguards), the Robinson can be set up for commuting, light touring and even gravel/urban cyclo cross. There's no wonder this bike is fast becoming the bike of choice for the modern cyclist.

Features:

- Custom Bi-Oval down tube reduces lateral flex in the bottom bracket therefore allowing better power transmission.
- Sloping top tube design allows for more seat post flex and thus more comfort.
- Switchable alloy dropouts – Also allows geared or single speed set ups. Also allow 130 or 135mm rear hub spacing (and 142 Thru Axle if required).
- Lightweight butted Cr-Mo highly stable D section straight fork blades for disc brakes.
- Reliable 1 1/8" threadless headset and creak free 68mm BSA threaded bottom bracket.
- Bolt-in under top-tube cable guides and down-tube shifter bosses.
- Multiple mudguard mount bosses allow multiple fitting options.
- Threaded M5 rack mounts on seat stays.
- Colours: Air Force Blue or Volcano Orange.
- Corrosion resistant black ED coated base coat.



Groupset options:

- Robinson 22RD Shimano 105 5800.
- Robinson 22RD SRAM Rival.
- Robinson D Shimano Sora.
- Robinson D 1x SRAM Rival.





ROBINSON 1X

The Light Blue modern frames have been designed with versatility in mind.

With a comfortable, but lively geometry and ample clearance, the Robinson is ideal for road sport use, as well as bridleways, fire roads and gravel tracks. SRAM's 1X Rival 11spd offers a particularly interesting build option for more adventurous Robinson riders.

Bring on the gravel, bring on the Robinson!



Groupset options:

- Robinson 22RD Shimano 105 5800.
- Robinson 22RD SRAM Rival.
- Robinson D Shimano Sora.
- Robinson D 1x SRAM Rival.





DARWIN

The Darwin is the modern evolution of touring and lifestyle bikes.

Ready to explore whatever adventures heading down the road brings; from high streets to fire roads, Belgian cobbles to Iowa gravel.

The Light Blue Darwin: natural selection for any epic riding adventures, a truly versatile bicycle.

- Lightweight and durable Reynolds 725 heat treated, tig welded frame.
- Custom Bi-oval downtube reduces lateral flex from the bottom bracket area.
- Sloping top tube design.
- Disc brake specific for consistent, powerful braking.
- Exclusive sliding ADS-3 dropout system allows derailleur, single speed or hub geared options.
- Split seat stay allows belt drive options (Gates certified).
- Lightweight butted Cr-Mo highly stable D-sectioned straight blade forks include eyes for racks and mudguards.
- Reliable 11/8" regular "Aheadset" and a classic tried and trusted creak free BSA threaded bottom bracket.
- CNC machined reinforced headtube.
- Bolt-in cable guides allow neat and tidy cable routing for multiple combinations.
- Seat stay M5 rack mounts provide a secure fixing point for luggage carriers.
- Colours: Flat Black or Brushed Galvanised effect.
- Corrosion resistant black ED coated base coat.

Groupset options:

- Darwin Twin Peak - SRAM GX 2 x 10 groupset.
- Darwin One By - SRAM Rival 1X.
- Darwin One By MT - SRAM Rival 1X.
- Darwin D-tour - Shimano Tiagra 4703 3 x 10 groupset.
- Darwin Speedtour - Rohloff 14Spd Speedhub.
- Darwin Two Way Street - 105 2x11 GS groupset.



DARWIN TWIN PEAK

An all terrain touring machine, ideal for bike packing.

Featuring the SRAM GX derailleurs and the S1000 GXP crankset gives a 2x10spd drive train, using Apex shifters on the sweeping Genetic Digest off road drop bars.

Load up with panniers using the rack mounts or modern rackless luggage and away you go.



Bicycle shown with optional Miss Grape bags and Passport bottle cages (not included).





DARWIN ONE BY & ONE BY MT

Another variant of the Darwin, again for off road adventures.

Using SRAM Rival 1x with a 44T chainring and a 10-42 cassette, the One By is a popular choice with riders who want to get off the highway and onto the byways.



Want to tackle more gnarly terrain? Simply switch out the standard fork for the MT version and you can fit 2.25in MTB tyres for full on cross-country and gravel touring.



MT Complete bike option includes MTB fork, 29x2.25 tyres and Genetic Digest off-road drop bars.





DARWIN D TOUR

Using Shimano's new Tiagra 4703 10 speed triple groupset, the Darwin D Tour is a serious touring machine.

With 50/39/30 chainrings up front and an 11-34 cassette at the rear, to give you a comprehensive range of ratios for both flat roads and Alpine passes. Avid BB7Disc brakes guarantee great stopping power in all conditions, while the Schwalbe Marathon Plus 700x38 tyres give you great comfort, grip and puncture resistance.

Wheels are strong but lightweight Halo Vapour 700c/29er, their off road pedigree guaranteeing miles of trouble free riding for even the most adventurous of cycle tourists.



Bicycle shown with optional mudguards and tour rack (not included).

DARWIN SPEEDTOUR

The Darwin can also be built into a World Class, long distance, load carrying, continental tourer.

Designed to also accept the iconic 14sp Rohloff Speedhub, the frame utilises our special, adjustable ADS-3 dropout system and with a split rear seat stay, can be built with belt drive options and is Gates certified.

In conjunction with the Zygote bars from Genetic, multiple, all day, high comfort, touring positions can easily be achieved.



Speedtour bike shown is a custom version with added dynamo, mudguards and rack.



DARWIN TWO WAY STREET

The fastest Darwin complete bike evolution delivers a light, quick street bike that is well suited for commuting and lightweight touring.

The 22 speed Shimano 105 compact drive system delivers a slick, lightweight road sport gear range suitable for all but the most mountainous of riding areas. Powerful disc brakes ensure you can slow this quick bike down when you need to. Lightweight 23mm wide sealed bearing Halo road wheels equipped with 30C Schwalbe Marathon Racer tyres deliver rapid, reliable performance.



Bicycle shown with optional mudguards and sport rack (not included).







Join The Club!

When you register your Light Blue bike/frame you can also become a member of The Light Blue Riders Club. There is no charge to join, you just need to own a Light Blue bike.

- **EVENTS**
- **EXCLUSIVE OFFERS**
- **LB NEWSLETTER**
- **CLUB MERCHANDISE**



Sign Up and Get A 'FREE' Light Blue Race Cap!



SPECIFICATIONS



	WOLFSON Ultegra	WOLFSON 105	WOLFSON Rival 22
Frame	Reynolds 853 DB Steel Tig welded	Reynolds 853 DB Steel Tig welded	Reynolds 853 DB Steel Tig welded
Fork	Carbon with alloy steerer	Carbon with alloy steerer	Carbon with alloy steerer
Gears	Shimano Ultegra 6800 11spd	Shimano 105 5800 11spd	SRAM Rival 22 11spd
Chain	Shimano Ultegra 6800 11spd	Shimano Ultegra 6800 11spd	SRAM PG1130 11spd
Crankset	Shimano Ultegra 6800 50/34	Shimano 105 5800 50/34	SRAM Rival 50/34
Cassette	Shimano 105 5800 11-28T	Shimano 105 5800 11-28T	SRAM PG1130 11-28T 11spd
Wheels	Halo Devaura 20/24	Halo Evaura 20/24	Halo Evaura 20/24
Tyres	Schwalbe Durano Black 700x25C	Schwalbe Durano Black 700x25C	Schwalbe Durano Black 700x25C
Handlebar	Genetic Creed	Genetic Creed	Genetic Creed
Stem	Genetic SLR	Genetic SLR	Genetic SLR
Shifters	Shimano Ultegra 6800 STI	Shimano 105 5800 STI	SRAM Rival 22
Brakes	Tektro R737 DP Caliper Brakes	Tektro R737 DP Caliper Brakes	Tektro R737 DP Caliper Brakes
Saddle	Gusset Black Black Jack R-series	Gusset Black Black Jack R-series	Gusset Black Black Jack R-Series
Seatpost	Genetic Syngenic	Genetic Syngenic	Genetic Syngenic
Optional Extras	Full length mudguards.	Full length mudguards.	Full length mudguards.
Colours	Cambridge Blue or Flat Black	Cambridge Blue or Flat Black	Cambridge Blue or Flat Black
Sizes	50,53,56,59,62cm	50,53,56,59,62cm	50,53,56,59,62cm
Weight	8.6kg/18.9 lbs (53cm)	8.75kg/19 lbs (59cm)	—



	ROBINSON 22RD 105	ROBINSON D Sora	ROBINSON 22RD Rival	ROBINSON Rival 1x
Frame	Reynolds 725 DB Steel Tig welded	Reynolds 725 DB Steel Tig welded	Reynolds 725 DB Steel Tig welded	Reynolds 725 Steel Tig welded
Fork	DB Cro-mo Steel	DB Cro-mo Steel	DB Cro-mo Steel	DB Cro-mo Steel
Gears	Shimano 105 5800 11spd	Shimano Sora 9spd	SRAM Rival 22 11spd	SRAM Rival 1 11spd
Chain	Shimano Ultegra 5800 11spd	Shimano Sora HG53 9spd	SRAM PG1130 11spd	SRAM 1x 11spd
Crankset	Shimano 105 5800 50/34	Shimano Sora 50/34	SRAM Rival 50/34	SRAM Rival 1x 44T
Cassette	Shimano 105 5800 11-28T	Shimano Sora 12-27T	SRAM PG1130 11-28T 11spd	SRAM Rival 1x 11-36T 11spd
Wheels	Halo Whiteline Disc 24/28	Halo Whiteline Urban 32/32	Halo Whiteline Disc 24/28	Halo Devaura Disc 24/24
Tyres	Schwalbe Durano DD Black 700x28C	Schwalbe Lugano Black 700x28C	Schwalbe Durano DD Black 700x28	Schwalbe CX Comp 700x30
Handlebar	Genetic Creed	Genetic Creed	Genetic Creed	Genetic Flare
Stem	Genetic SLR	Genetic AQ	Genetic SLR	Genetic SLR
Shifters	Shimano 105 5800 STI	Shimano Sora STI	SRAM Rival 22	SRAM Rival 11spd
Brakes	Avid BB7 Disc Brakes	Avid BB7 Disc Brakes	Avid BB7 Disc Brakes	Avid BB7 Disc Brakes
Saddle	Gusset Black Black Jack – R-Series	Passport Navigator Black	Gusset Black Jack – R-series	Gusset Black Black Jack R-series
Seatpost	Genetic Syngenic	Genetic Heritage	Genetic Syngenic	Genetic Syngenic
Optional Extras	Full length mudguards.	Full length mudguards.	Full length mudguards.	Full length mudguards.
Colours	Volcano Orange or Airforce Blue	Volcano Orange or Airforce Blue	Volcano Orange or Airforce Blue	Volcano Orange or Airforce Blue
Sizes	50,53,56,59,62cm	50,53,56,59,62cm	50,53,56,59,62cm	50,53,56,59,62cm
Weight	10.35kg/22.77 lbs (56cm)	11.35kg/24.97 lbs (56cm)	—	9.95kg/21.89 lbs (56cm)

THE LIGHT BLUE



	DARWIN Two Way Street	DARWIN Speedtour	DARWIN D Tour	DARWIN Twin Peak
Frame	Reynolds 725 Steel Tig welded	Reynolds 725 DB Steel Tig welded	Reynolds 725 DB Steel Tig welded	Reynolds 725 DB Steel Tig welded
Fork	DB Cro-mo Steel	DB Cro-mo Steel	DB Cro-mo Steel	DB Cro-mo Steel
Gears	Shimano 105 5800 11spd	Rohloff 14spd Speedhub	Shimano Tiagra 4700 10spd (11-34)	SRAM X5/GX LC 10spd
Chain	Shimano Ultegra 5800 11spd	Gusset MX SS 3/32"	Shimano Tiagra 4601 10spd	SRAM PC1031 10spd
Crankset	Shimano 105 5800 50/34	SRAM 1x Rival + 38T Surly SS ring	Shimano Tiagra 4703 50/39/30	SRAM S1000 GXP 42/28 Black
Cassette	Shimano 105 5800 11-28T	N/A	Shimano HG500 11-34T 10spd	SRAM 1020 11-36T 10spd
Wheels	Halo Whiteline Disc 24/28	Halo Vapour 32/32	Halo Vapour 32/32	Halo Vapour 32/32
Tyres	Schwalbe Marathon Racer 700x30C	Schwalbe Marathon Plus 700x38C	Schwalbe Marathon Plus 700x38C	Halo Twin Rail 700x38C
Handlebar	Genetic Flare	Genetic Zygote	Genetic Flare	Genetic Digest
Stem	Genetic SLR	Genetic Juzzi	Gusset Staff	Gusset Staff
Shifters	Shimano 105 5800 STI	Rohloff Gripshift	Shimano Tiagra 4703 STI Triple	SRAM Apex
Brakes	Avid BB7 Disc Brakes	Avid BB7 Disc Brakes	Avid BB7 Disc Brakes	Avid BB7 Disc Brakes
Saddle	Gusset Black Jack – R-series	Passport Pilot Leather	Gusset Black Jack – R-Series	Gusset Black Jack – R- series
Seatpost	Genetic Syngenic	Genetic Syngenic	Genetic Syngenic	Genetic Syngenic
Optional Extras	Full length mudguards. Racks.	Full length mudguards. Racks.	Full length mudguards. Racks.	Full length mudguards. Racks.
Colours	Brushed Galvanised or Flat Black	Brushed Galvanised or Flat Black	Brushed Galvanised or Flat Black	Brushed Galvanised or Flat Black
Sizes	S/M/L	S/M/L	S/M/L	S/M/L
Weight	10.68kg/23.5 lbs (M)	14.85kg/32.8 lbs (M)*	12.1kg/26.6 lbs (M)	11.65kg/25.7 lbs (M)

*Inc. dynamo, mudguards and rack.



	DARWIN One By	DARWIN One By MT	TRINITY Pista	TRINITY Retro
Frame	Reynolds 725 DB Steel Tig welded	Reynolds 725 DB Steel Tig welded	Reynolds 531 DB Steel. Lugged	Reynolds 531 Steel Lugged
Fork	DB Chromo Steel	Chromo Steel MT	CB6 Cro-mo Triple Butted Steel	CB6 Cro-mo Triple Butted Steel
Gears	SRAM Rival 1x LC	SRAM Rival 1x LC	Single Speed FW/Fixed Wheel	Single Speed FW/Fixed Wheel
Chain	SRAM X1 11spd	SRAM X1 11spd	4-Jeri Gang Chain	4-Jeri Gang Chain
Crankset	SRAM Rival 1x 44T	SRAM Rival 1x 44T	Genetic Tibia 42T	Genetic Tibia 42T
Cassette	SRAM X1 10-42T 11spd	SRAM X1 10-42T 11spd	Halo Track Cog 16T 1/8" & SS FW 16T	Halo Track Cog 16T 1/8" & SS FW 16T
Wheels	Halo Vapour 32/32	Halo Vapour 32/32	Halo Aero Track 32/32	Halo Aero Track 32/32
Tyres	Halo Twin Rail 700x38C	Schwalbe Rapid Rob 29 x 2.25"	Halo Courier Skinwall 700 x 24C	Halo Courier Skinwall 700 x 24C
Handlebar	Genetic Flare	Genetic Digest	Genetic Cromozone Steel	Genetic Cromozone Steel
Stem	Gusset Staff	Gusset Staff	Genetic Hyoid 1" Quill	Genetic Hyoid 1" Quill
Shifters	SRAM Rival	SRAM Rival	N/A	N/A
Brakes	Avid BB7 Disc Brakes	Avid BB7 Disc Brakes	Dia-Compe BRS 101 Dual Pivot	Dia-Compe BRS 101 Dual Pivot
Saddle	Gusset Black Jack – R series	Gusset Black Jack – R series	Genetic Perfect	Dia-Compe leather
Seatpost	Genetic Syngenic	Genetic Syngenic	Genetic Heritage	Genetic Heritage
Optional Extras	Full length mudguards. Racks.	Full length mudguards. Racks.		
Colours	Brushed Galvanised or Flat Black	Brushed Galvanised or Flat Black	All Chrome	Deep Blue & Chrome
Sizes	S/M/L	S/M/L	49,53,56,59,62cm	49,53,56,59,62cm
Weight	—	11.45kg/25.2 lbs (M)	9.45kg/20.79 lbs (56cm)	9.45kg/20.79 lbs (56cm)

THE LIGHT BLUE

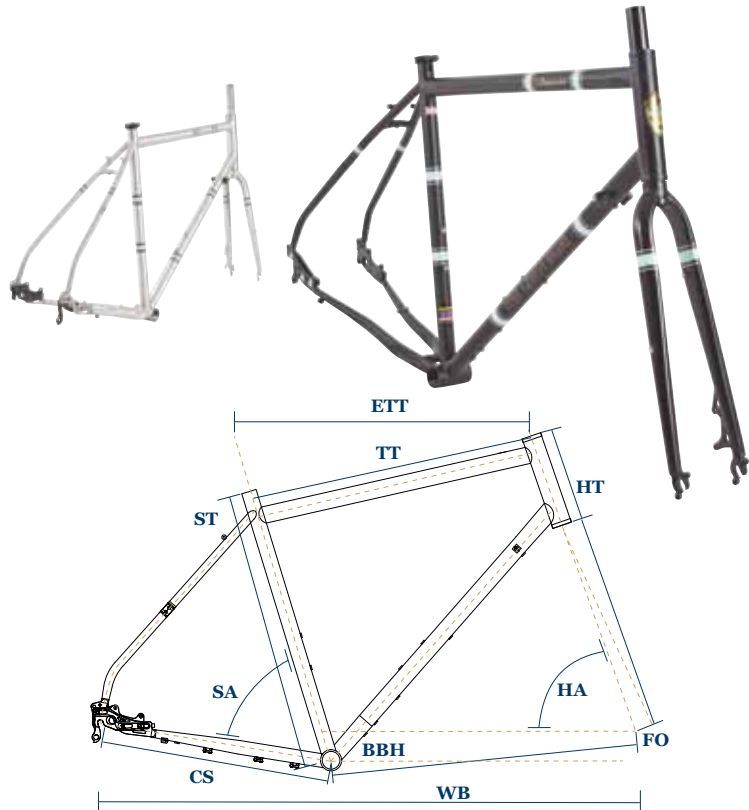


	St JOHNS Retro	St JOHNS 105 22 Sti	St JOHNS Athena 22
Frame	Reynolds 725 Double Butted Steel. Lugged	Reynolds 725 Double Butted Steel. Lugged	Reynolds 725 Double Butted Steel. Lugged
Fork	CB6 Cro-mo Triple Butted Steel	CB6 Cro-mo Triple Butted Steel	CB6 Cro-mo Triple Butted Steel
Gears	Sunrace Driven FDRX	Shimano 105 5800 11spd	Campagnolo Athena 11spd
Chain	Gusset GS 9spd	Shimano Ultegra 5800 11spd	Campagnolo Chorus 11spd
Crankset	Genetic Clubman 50/34	Shimano 105 5800 50/34	Campagnolo Athena 50/34
Cassette	Sunrace 11-28 9spd	Shimano 105 5800 11-28T	Campagnolo Chorus 11-29 11 spd
Wheels	Halo Retro 32/32	Halo Retro 32/32	Halo Retro 32/32
Tyres	Halo Courier Skinwall 700x29C	Schwalbe Lugano 700x28C	Schwalbe Lugano 700x28C
Handlebar	Genetic Heritage	Genetic Heritage	Genetic Heritage
Stem	Genetic Hyoid 1" Quill	Genetic Hyoid 1" Quill	Genetic Hyoid 1" Quill
Shifters	Dia-Compe Power Shift DT	Shimano 105 5800 STI	Campagnolo Athena 11spd
Brakes	Dia-Compe 610 Centre Pull	Dia-Compe 610 Centre Pull	Dia-Compe 610 Centre Pull
Saddle	Dia-Compe ENE Leather Touring	Passport Pilot Black	Passport Pilot Black
Seatpost	Genetic Heritage	Genetic Heritage	Genetic Heritage
Optional Extras			
Colours	Deep Green/Chrome	Deep Green/Chrome	Deep Green/Chrome
Sizes	50,53,56,59,62cm	50,53,56,59,62cm	50,53,56,59,62cm
Weight	10.5kg/23.10 lbs (53cm)	—	—



	KINGS Retro	KINGS 105 22 Sti	KINGS Athena 22
Frame	Reynolds 853 DB Steel. Lugged	Reynolds 853 DB Steel. Lugged	Reynolds 853 DB Steel. Lugged
Fork	CB6 Cro-mo Triple Butted Steel	CB6 Cro-mo Triple Butted Steel	CB6 Cro-mo Triple Butted Steel
Gears	Sunrace Driven RDRX	Shimano 105 5800 11spd	Campagnolo Athena 11spd
Chain	Gusset GS 9spd	Shimano Ultegra 5800 11spd	Campagnolo Chorus 11spd
Crankset	Genetic Heritage 53/39	Shimano 105 5800 50/34	Campagnolo Athena 50/34
Cassette	Sunrace 11-28 9spd	Shimano 105 5800 11-28T	Campagnolo Chorus 11-29 11 spd
Wheels	Halo Retro 32/32	Halo Retro 32/32	Halo Retro 32/32
Tyres	Schwalbe Lugano Skinwall 700x25C	Schwalbe Lugano 700x25 Black	Schwalbe Lugano 700x25C Black
Handlebar	Genetic Heritage	Genetic Heritage	Genetic Heritage
Stem	Genetic Hyoid 1" Quill	Genetic Hyoid 1" Quill	Genetic Hyoid 1" Quill
Shifters	Dia-Compe Power Shift DT	Shimano 105 5800 STI	Campagnolo Athena 11spd
Brakes	Dia-Compe BRS 101 Dual Pivot	Dia-Compe BRS 101 Dual Pivot	Dia-Compe BRS 101 Dual Pivot
Saddle	Gran-Compe Leather Racing	Passport Pilot Black	Passport Pilot Black
Seatpost	Genetic Heritage	Genetic Heritage	Genetic Heritage
Optional Extras			
Colours	Deep Red/Chrome & Deep Blue/Chrome	Deep Red/Chrome & Deep Blue/Chrome	Deep Red/Chrome & Deep Blue/Chrome
Sizes	49,53,56,59,62cm	49,53,56,59,62cm	49,53,56,59,62cm
Weight	9.70kg/21.34 lbs (56cm)	—	—

THE LIGHT BLUE

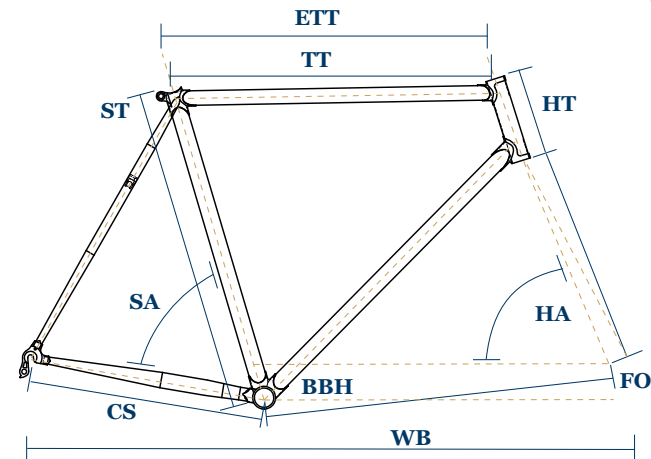
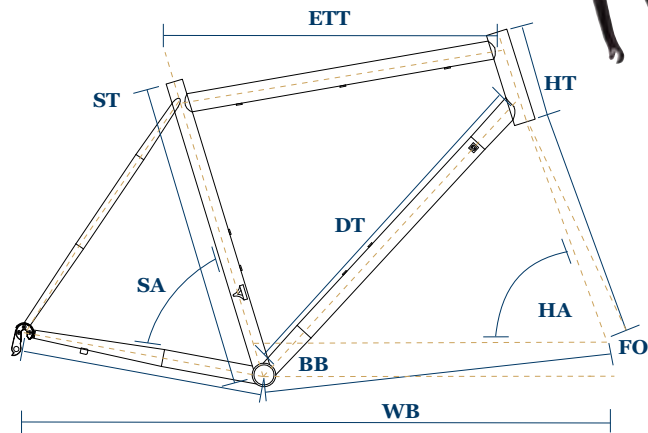


DARWIN				
Conventional Size		S	M	L
Seat Tube	ST	500	535	570
Horizontal TT	ETT	541	570	600
Actual TT C2C	TT	521	548	575
Chainstay	CS	445	445	445
Adjustable to - ADS3		463	463	463
BB Height (Drop)	BBH	-72	-72	-72
Seat Angle	SA	73.5	73.5	73.5
Head Angle	HA	70	71	72
Headtube	HT	150	180	210
Fork 50mm offset	FO	50	50	50
Wheelbase	WB	1047	1061	1075
Max tyre (w mudguards fitted)		38C	38C	38C
Max tyre (w/out mudguards)		45C	45C	45C

Approx. weights : Frame 2.1kg/4.6lbs (M). Forks 1.05kg/2.3lbs (uncut)

ROBINSON						
Conventional Size		50	53	56	59	62
Seat Tube	ST	460	490	520	550	580
Horizontal TT	ETT	533	550	575	590	610
Actual TT C2C	TT	516	533	555	570	591
Chainstay	CS	420	420	420	420	420
BB Height (Drop)	BBH	-72	-72	-72	-72	-72
Seat Angle	SA	74	73.5	73	73	73
Head Angle	HA	70.5	71.5	72.5	73	73.5
Headtube	HT	120	140	160	180	200
Fork 50mm offset	FO	50	50	45	45	45
Wheelbase	WB	1010	1009	1019	1029	1043
Max tyre (w mudguards fitted)		28C	28C	28C	28C	28C
Max tyre (w/out mudguards)		32C	32C	32C	32C	32C

Approx. weights : Frame 1.8kg/3.96lbs (56). Forks 0.95kg/2.09lbs



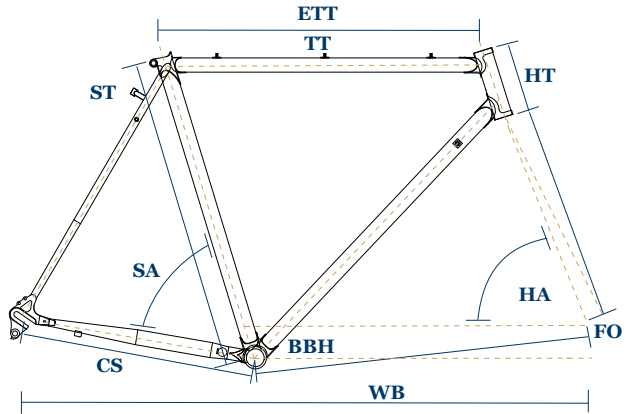
WOLFSON						
Conventional Size		50	53	56	59	62
Seat Tube	ST	460	490	520	550	580
Horizontal TT	ETT	530	550	572	590	610
Actual TT C2C	TT	513	533	552	570	591
Chainstay	CS	413	413	413	413	413
BB Height (Drop)	BBH	-72	-72	-72	-72	-72
Seat Angle	SA	74	74	73	73	73
Head Angle	HA	70.5	71.5	72.5	73	73.5
Headtube	HT	120	140	160	180	200
Fork 50mm offset	FO	50	50	45	45	45
Wheelbase	WB	1000	1012	1009	1022	1036
Max tyre (w mudguards fitted)		25C	25C	25C	25C	25C
Max tyre (w/out mudguards)		28C	28C	28C	28C	28C

Approx. weights : Frame 1.69kg/3.73lbs (56). Forks 0.64kg/1.41lbs (uncut)

KINGS						
Conventional Size		49	53	56	59	62
Seat Tube	ST	490	530	560	590	620
Horizontal TT	ETT	530	549	568	572	585
Actual TT C2C	TT	524	544	564	575	569
Chainstay	CS	413	413	413	413	413
BB Height (Drop)	BBH	70	70	70	70	70
Seat Angle	SA	74.5	74	73.5	73	73.5
Head Angle	HA	71.5	72	72.5	72.5	72.5
Headtube	HT	105	130	150	175	200
Fork 50mm offset	FO	50	45	45	45	45
Wheelbase	WB	996	1001	1010	1013	1029
Max tyre (w mudguards fitted)		N/A	N/A	N/A	N/A	N/A
Max tyre (w/out mudguards)		28C	28C	28C	28C	28C

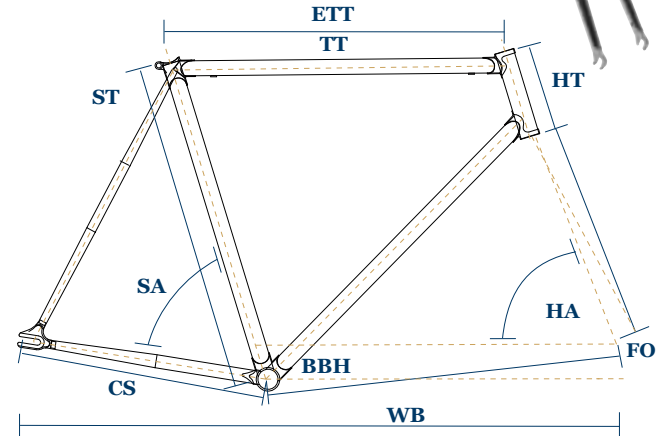
Approx. weights : Frame 2.0kg/4.4lbs (56). Forks 0.73kg/1.61lbs

THE LIGHT BLUE



ST JOHNS						
Conventional Size		50	53	56	59	62
Seat Tube	ST	500	530	560	590	620
Horizontal TT	ETT	533	550	575	590	610
Actual TT C2C	TT	533	550	575	590	610
Chainstay	CS	425	425	425	425	425
BB Height (Drop)	BBH	-72	-72	-72	-72	-72
Seat Angle	SA	74	73.5	73	73	73
Head Angle	HA	70.5	71.5	72.5	73	73.5
Headtube	HT	95	102	125	153	181
Fork 50mm offset	FO	50	50	45	45	45
Wheelbase	WB	1017	1016	1023	1034	1049
Max tyre (w mudguards fitted)		28C	28C	28C	28C	28C
Max tyre (w/out mudguards)		32C	32C	32C	32C	32C

Approx. weights : Frame 2.12kg/4.67lbs (56). Forks 0.73kg/1.61lbs



TRINITY						
Conventional Size		49	53	56	59	62
Seat Tube	ST	490	530	560	590	620
Horizontal TT	ETT	530	548	570	590	610
Actual TT C2C	TT	527	547	569	589	610
Chainstay	CS	410	410	410	410	410
BB Height (Drop)	BBH	-63	-65	-65	-70	-70
Seat Angle	SA	74.5	74	73	73.5	73.5
Head Angle	HA	71.5	73	73	73.5	73.5
Headtube	HT	100	120	145	171	196
Fork 50mm offset	FO	50	50	45	45	45
Wheelbase	WB	996	995	1002	1020	1040
Max tyre (w mudguards fitted)		N/A	N/A	N/A	N/A	N/A
Max tyre (w/out mudguards)		28C	28C	28C	28C	28C

Approx. weights : Frame 2.52kg/5.63lbs (56). Forks 0.73kg/1.61lbs

MERCHANDISE

Sport Jerseys

Classically styled, modern fabric road jerseys. Short or long sleeved options to make you look the part when riding your Light Blue.

- Comfortable 'Club Cut'
- Breathable and quick drying
- Antibacterial and moisture wicking
- YKK brand full zip front
- Silicone gripper hem
- 3 roomy rear pockets
- Additional zipped rear pocket
- Coats TM threads
- Cool-Fresh technical fabric
- S/M/L/XL sizes



Short Sleeve

- Lightweight 140gsm fabric.
- UPF25+ sun protection.



Long Sleeve

- Mid-weight 280gsm fabric.

Sport Shorts & Bib Shorts

The Light Blue shorts and bib shorts to match your Light Blue jersey and bike.

- Corsapower TM Lycra
- Deluxe stitching
- Synthetic chamois seat
- Coats TM threads
- Breathable mesh on Bib Shorts
- Silicone leg grippers
- S/M/L/XL sizes



Merino Wool Jerseys

Vintage inspired Light Blue merino wool jerseys. Classic style and ideal for retro rides in the spring/summer and autumn.

- Handcrafted in Italy
- Traditional embroidered lettering
- Classic cut with three rear pockets
- Short zip
- Short and long sleeve options
- S/M/L/XL/XXL sizes



The Original Flandriens

Miniature, hand painted, die cast cyclists in The Light Blue team colours. Ideal ornament for the home or office to show your love for the brand.



Sport Water Bottle

Townsend's Light Blue Waterbottles.

- Available in two sizes; Medium (600 ml) or Large (800 ml).
- Colours: Clear (opaque) or White bottles with Blue caps and Light Blue print panels.



'Old Bike' T-Shirt

Stylish and unique chest printed silhouette of the original JA Townsend Light Blue bicycle.

- Super premium Fruit of the Loom T-shirt.
- High quality 205gram 100% cotton material.
- Double stitched seams.
- Small, Medium, Large or X-Large.
- Navy.




Sport Cycling Cap

Classic style, high quality, multi-panel cotton cap.

- Stylish Dark Blue with The Light Blue Gold/Blue and Cambridge Blue stripes.
- Sewn-in band stripes.
- Embroidered logo on L/H panel.
- Elasticated rear - universal size.





WWW.THELIGHTBLUE.CO.UK



[instagram.com/THE_LIGHT_BLUE](https://www.instagram.com/THE_LIGHT_BLUE)



[facebook.com/TheLightBlueBikes](https://www.facebook.com/TheLightBlueBikes)



twitter.com/LightBlueBikes

Copyright Ison Distribution Ltd. June 2016. All rights reserved.
All information and specifications subject to alteration without notice.